東・西庁舎連絡通路 部分断面図

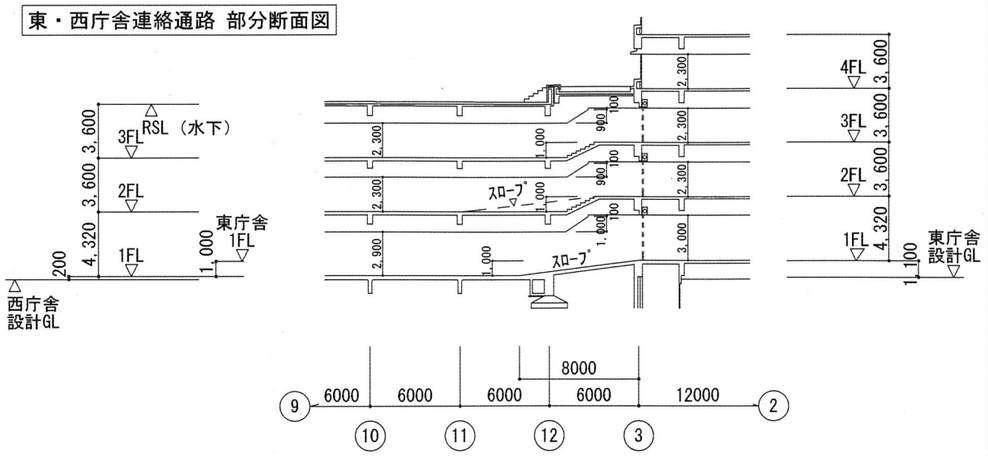

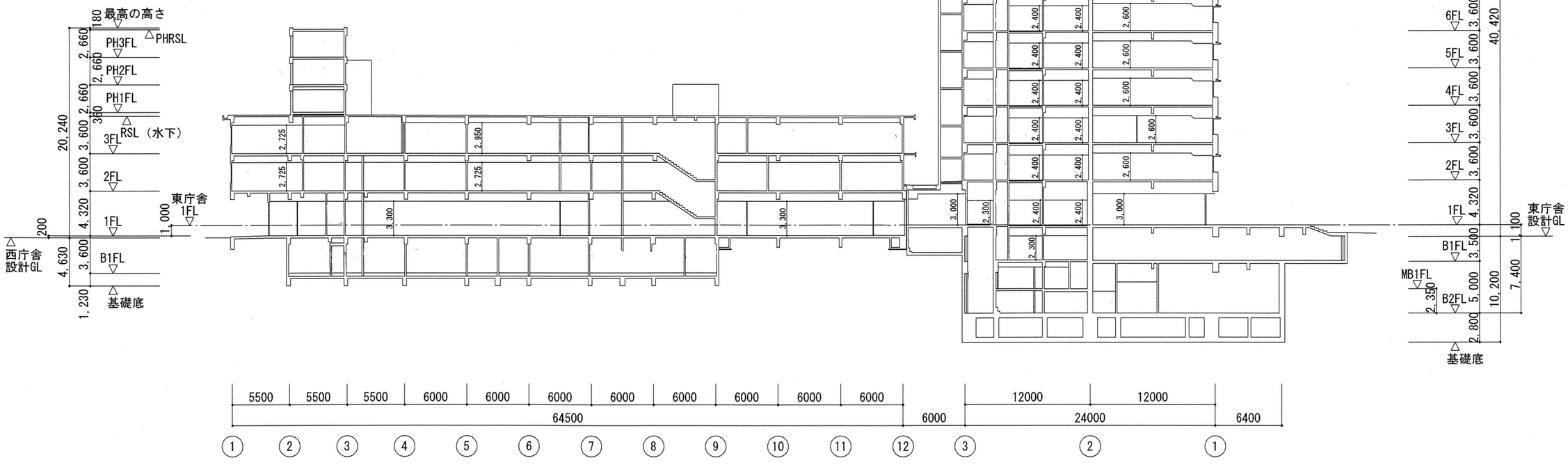

東・西庁舎　断面図

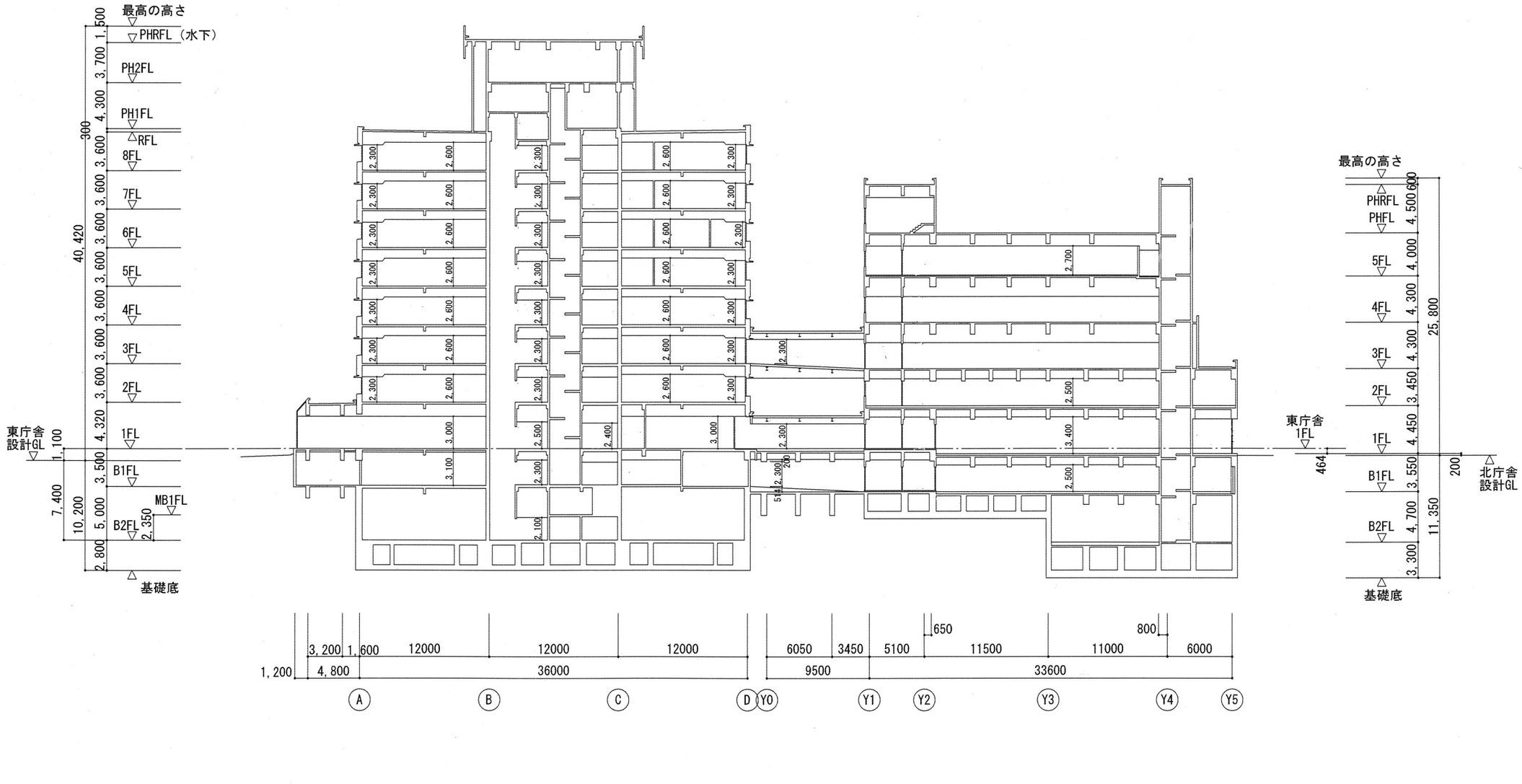
最高の高さ
PHRFL（水下）
PH2FL
PH1FL
RFL
8FL
7FL
6FL
5FL
4FL
3FL
2FL
1FL
B1FL
MB1FL
B2FL
基礎底
東庁舎
設計GL
1,500
3,700
4,300
3,600
3,600
3,600
3,600
3,600
3,600
4,320
1,100
3,500
5,000
2,350
2,800
300
40,420
7,400
10,200
2,300
2,600
2,700
2,500
3,400
3,000
2,400
3,100
2,100
200
510
464
PHFL
4,500
4,000
4,300
4,300
3,450
4,450
3,550
4,700
3,300
600
800
25,800
11,350
北庁舎
設計GL
1,200
3,200
1,600
12000
4,800
36000
6050
3450
5100
650
11500
11000
800
6000
9500
33600
A
B
C
D
Y0
Y1
Y2
Y3
Y4
Y5

東・北庁舎　断面図